

TISCHER
FREIZEITFAHRZEUGE



PICK-UP CABINS

MOBILE FLEXIBILITY WITH COMFORT AND SERVICE // 2019 E



TRAIL version ...optimised aerodynamics thanks to the modern, rounded cabin concept. This is executed using two double-shell, foam-filled GRP moulded parts.



BOX version ...appears optically larger thanks to the angular design. Production is simpler and therefore more economical. The construction of the sandwich panels is identical to the TRAIL version and of the same high quality.

TISCHER AND PICK-UP

THE MOST FLEXIBLE WAY TO ENJOY A MOBILE HOLIDAY

The pick-up is an iconic American invention.

Since the 1920s, this vehicle type has been deployed in the USA for nearly all purposes.

The idea of using the pick-up as the basis for a motor home was also born in the USA. It was perfected and quality-enhanced, on the other hand, by us Europeans.

The desire for unrestricted mobility when travelling is particularly marked among campers. However, a combination of car and caravan is difficult to manoeuvre in the city or in mountainous regions, and many motor homes reach the end of the road here because of their size. Not too big for city traffic, not too small for comfortable travel –

a pick-up with comfortable demountable cabin is the ideal basis for flexible mobility.

The major advantages of TISCHER demountable cabins: Not only are they particularly simple to demount and mount, the pick-up's bed is fully usable again once the cabin has been removed. Have a look at the following pages and convince yourself of the numerous benefits of TISCHER demountable cabins. You will be surprised at the possibilities offered to you by a demountable cabin from TISCHER!



IDEA & PRODUCTION **P. 2-15**

Pick-up idea	P. 2
Mounting and de-mounting	P. 4
TISCHER production	P. 6
Interior worlds	P. 8
Kitchen & bathroom	P. 10
Furniture & wood	P. 12
Choice of fabrics	P. 14

PICK-UP CABINS **P. 16-37**

TRAIL/BOX 200	P. 16
TRAIL/BOX 220	P. 18
TRAIL/BOX 230 / 230S	P. 20
TRAIL/BOX 240	P. 22
TRAIL/BOX 250 / 275S	P. 26
TRAIL/BOX 260 / 260S	P. 28
TRAIL/BOX 260R / 260RS	P. 30
TRAIL/BOX 260SD	P. 32
TRAIL/BOX 280 / 280S	P. 34
Equipment	P. 36
Accessories	P. 37

WORLD OF TISCHER & SERVICE **P. 38-47**

Leisure & more	P. 38
Company	P. 40
TISCHER Tradition	P. 42
TISCHER Treff	P. 43
TISCHER Service	P. 44
TISCHER Individual	P. 46
Basis vehicles	P. 47

MOUNTING AND DEMOUNTING



THE PICK-UP CABIN

MOUNTING AND DEMOUNTING MADE EASY

Mounting and demounting the cabin is easy with the aid of the retractable supports. Thanks to the professional familiarisation session conducted by our specialist staff when the vehicle is being handed over, and with just a little practice, mounting and demounting can be done in 20 minutes.



Supports are extended using an electric screwdriver or a crank, or electrically



Turnbuckle and 13-pin socket



Mounting and demounting in just 20 minutes

DEMOUNTING

For demounting, you just have to release the attachments between cabin and pick-up and drop the four supports to the ground. The supports are extended with the help of a crank, an electric screwdriver or electrically until the cabin is separated from the vehicle. Once you have driven the vehicle away, you lower the cabin slightly to facilitate easy entry.

MOUNTING

Mounting the cabin is similarly easy, just in the reverse order: Lift the cabin until you can drive the pick-up beneath it. Now lower the cabin again, attach the brackets, plug in the 12-Volt plug and retract the supports.

SMART CONSTRUCTION

Every TISCHER cabin is designed to ensure that the truck bed need not be altered; it can be used without restriction following demounting.



PRODUCTION

CABIN CONSTRUCTION

MODERN ENGINEERING AND TRADITIONAL HANDCRAFTING

From the initial design to the finished TISCHER cabin, we take your wishes and requirements into account.

That is why, with the most modern machine engineering and the highest standards of precise workmanship, our staff produce premium-quality demountable cabins "Made in Germany".

The cabin is constructed to a sandwich design. The aluminium sheeting, solid foam and internal plywood panel are glued under pressure. Thereafter, the CNC-machined cabin components are precisely assembled. This construction technique offers a number of advantages: a high level of stability, low weight and outstanding insulating properties.



INTERIOR WORLDS

INTERIOR AND EQUIPMENT **SPACIOUS AND COMFORTABLE**

Living, sleeping, cooking, relaxing – and all in our demountable cabin. Ideal built-in units, comfortable seating elements and abundant storage space permit relaxed travelling. Generous bed dimensions and the optional lengthwise bed version ensure a good night's sleep.





INTERIOR WORLDS



KITCHEN AND BATHROOM **FUNCTIONAL AND PRACTICAL**

Even in the smallest of spaces we integrate a fully-functional kitchenette with large refrigerator, two- or three-burner gas cooker and enough storage space for kitchen utensils. Thanks to a special fold-away wash basin, the bathroom offers enough space for WC, shower and wall cabinet.





INTERIOR WORLDS

FURNITURE MANUFACTURE HIGH QUALITY AND APPEALING

Tradition and innovation go hand in hand:

We produce precisely tailored furniture, emphasising both functionality and wellbeing in the interior. Everything you need has a place of its own, close at hand. At the same time, we strive to provide open spaces, appealing surfaces and comfortable seating.

And special wishes present no problems either: Additional storage space, individual interior fittings or even greater comfort – we execute even the most unusual of ideas to meet your specifications exactly.



INTERIOR WORLDS



SELECTION OF FABRICS *MODERN AND CLASSICALLY ATTRACTIVE*

With modern fabrics, fashionable trend colours and lots of extras for the individual interior design of your demountable cabin, we ensure that you feel at home. Our upholstery and curtain fabrics are available in a choice of five different versions.



FABRIC DESIGN "CARINO"

YOU MAKE THE CHOICE!

WE MAKE YOUR WISHES COME TRUE


For even more individuality and personality, we offer our curtains in classic sewing styles with gathering tape as conventional curtains and drapes or in modern form as flat blinds and Roman blinds.

With our fabric designs Carino, Alsoma, Delio, Lindo and Savaro, we cater to all tastes. Whether eye-catching colours or an understated ambience:

Choose to suit your own personal taste!




FABRIC DESIGN "ALSOMA"



FABRIC DESIGN "DELIO"



FABRIC DESIGN "LINDO"



FABRIC DESIGN "SAVARO"

TRAIL/BOX 200

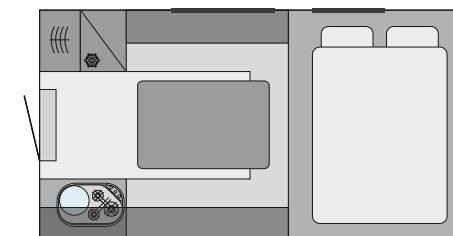


Compact, light and spacious – with these features, the demountable cabin Trail/Box 200 is the ideal travel companion for couples taking active holidays.

The Trail/Box 200 model is suitable for both one-and-a-half cabin and double-cabin pick-ups. In combination with a one-and-a half cabin, the demountable cabin is almost flush with the back of the basis vehicle. This means the slope angle of the pick-up is not restricted and

the special construction technique of our most popular and lightest cabin means that good cross-country mobility is assured.

In the interior, numerous comfort features immediately become evident: a standing height of 1.95 m, a central seating group which can be converted to a bed area and the generous bed dimensions prevent any feeling of constriction; modern upholstery fabrics and curtains provide a pleasant environment even on long trips.



Interior fittings TRAIL/BOX 200

TECHNICAL DATA

Total width* 210 cm

Total length* 555 cm

Total height* 299 cm / Standing height 195 cm

Platform length 365 cm (TRAIL) / 367 cm (BOX)

Floor length inside 200 cm

Bed dimensions alcove 198 x 150 cm

Bed dimensions seating group 198 x 111 cm

GAS, WATER & HEATING SYSTEM

Storage space for two 5 kg gas bottles, with access from outside

Gas heating "TRUMA E 2400" with safety gas pressure controller "TRUMA Mono Control CS" for operation while vehicle is in motion

Cut-off valves for each individual appliance

Fresh water supply with two 15 litre canisters and immersion pump

SUITABLE BASIS VEHICLES **

Ford Ranger, Isuzu D-Max, Land Rover Defender, Mercedes X-Class, Mitsubishi L200/ Fiat Fullback, Nissan Navara, Toyota Hilux, VW Amarok

Some of the accessories shown are not included as standard – available with surcharge.

*Approx. – depending on basis vehicle and equipment

**See additional information on Page 47



TRAIL/BOX 220



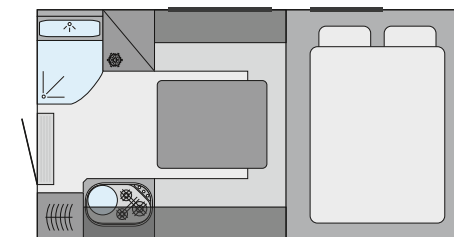
Within a very short space of time, the VW Amarok has become one of the most popular pick-up models. With the Trail/Box 220 model, the TISCHER range has the matching demountable cabin.

The vehicle has now undergone both an optical and above all a technical facelift. Greater power thanks to the V6 engine now also permits off-road tours. Our Model TRAIL/BOX 220 is tailored exactly to the Amarok to give a cohesive appearance.

The cabin unit is 382 cm long and barely wider than the basis vehicle. The resulting unit is compact and thus perfect for use on dirt roads and serpentes.

The bright and cosily-designed interior has a dinette with seating for two to three.

The equipment also includes a wardrobe, galley kitchen and a sanitation room with cassette WC, wash basin, shower and cabinet with mirror.



Interior fittings TRAIL/BOX 220



TECHNICAL DATA

Total width* 210 cm

Total length* 585 cm

Total height* 299 cm / Standing height 195 cm

Platform length 382 cm / Floor length inside 220 cm

Bed dimensions alcove 198 x 150 cm

Bed dimensions seating group 198 x 97 cm

GAS, WATER & HEATING SYSTEM

Storage space for two 5 kg gas bottles, with access from outside

Gas heating "TRUMA Combi 4" with water heating system (boiler 10 litre)

Cut-off valves for each individual appliance

Fresh water supply with 96 litre tank and pressure pump

45 litre waste water tank as underfloor tank

SUITABLE BASIS VEHICLES **

Ford Ranger, Isuzu D-Max, Mercedes X-Class, Nissan Navara, Toyota Hilux, VW Amarok

Some of the accessories shown are not included as standard – available with surcharge.

*Approx. – depending on basis vehicle and equipment

**See additional information on Page 47

TRAIL/BOX 230/230S



The Trail/Box 230 and 230S models are particularly suited to all Japanese pick-ups with double-cabin driver's cab.

Here you can choose between rear entrance (230) and side entrance (230S). In terms of the extensive equipment, on the other hand, there are no differences. Both versions make a convincing impression with abundant space and comfort, the standing height is a pleasant 1.95 m. The kitchen, four cosy seats, a large bed in the alcove

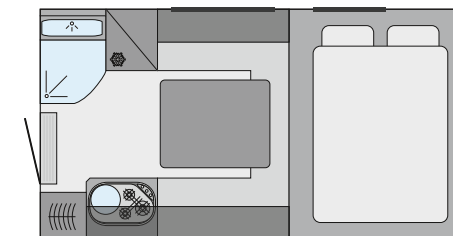
and generous storage make even long trips a pleasure. With just minimal adjustment, the seating group can be converted into a further bed.

Also on board is a washroom with large, fold-down wash basin and a warm water system.

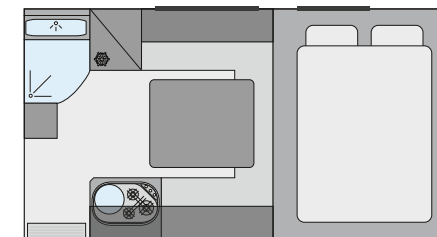
The washroom features a bench WC thus ensuring a clear layout with no sharp edges.

A further plus: easy cleaning is guaranteed.





Interior fittings TRAIL/BOX 230



Interior fittings TRAIL/BOX 230S

TECHNICAL DATA

Total width*	210 cm
Total length*	585 cm
Total height*	299 cm / Standing height 195 cm
Platform length	400 cm / Floor length inside 237 cm
Bed dimensions alcove	198 x 150 cm
Bed dimensions seating group	198 x 113 cm (TRAIL/BOX 230)
Bed dimensions seating group	198 x 111 / 91 cm (TRAIL/BOX 230S)

GAS, WATER & HEATING SYSTEM

Storage space for two 5 kg gas bottles, with access from outside
Gas heating "TRUMA Combi 4" with water heating system (boiler 10 litre)
Cut-off valves for each individual appliance
Fresh water supply with 96 litre tank and pressure pump
45 litre waste water tank as underfloor tank

SUITABLE BASIS VEHICLES **

Ford Ranger, Isuzu D-Max, Mercedes X-Class, Nissan Navara, Toyota Hilux, VW Amarok

Some of the accessories shown are not included as standard – available with surcharge.

*Approx. – depending on basis vehicle and equipment

**See additional information on Page 47



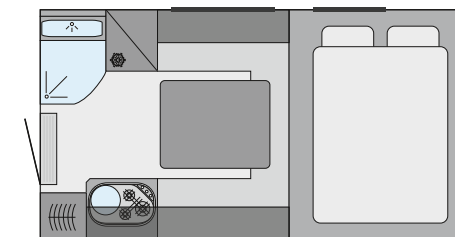
TRAIL/BOX 240



Spacious, comfortable, variable – our Trail/Box 240 model makes a convincing impression with these and further features.

With the new Ford Ranger as the basis vehicle, you will drive comfortably and absolutely safely. As the first pick-up in the double-cabin version, the Ford Ranger was awarded five stars in the Euro-NCAP crashtest. And five stars also go to our pick-up-cabin: The Trail/Box 240 has a very special feature.

It is suitable for both one-and-half and double cabins. With this model featuring rear entrance, lack of space is a thing of the past. Generous dimensions and a standing height of 1.95 m, as well as numerous storage compartments turn even long journeys into a pleasure trip. The modern design of the interior and perfectly-matching handcrafted furniture demonstrate our vast experience in the construction of motor homes.



Interior fittings TRAIL/BOX 240



TECHNICAL DATA

Total width* 210 cm

Total length* 575/599 cm

Total height* 299 cm / Standing height 195 cm

Platform length 400 cm / Floor length inside 237 cm

Bed dimensions alcove 198 x 150 cm

Bed dimensions seating group 198 x 113 cm

GAS, WATER & HEATING SYSTEM

Storage space for two 5 kg gas bottles, with access from outside

Gas heating "TRUMA Combi 4" with water heating system (boiler 10 litre)

Cut-off valves for each individual appliance

Fresh water supply with 96 litre tank and pressure pump

45 litre waste water tank as underfloor tank

SUITABLE BASIS VEHICLES **

Ford Ranger, Isuzu D-Max, Land Rover Defender, Mercedes X-Class, Nissan Navara, Toyota Hilux, VW Amarok

Some of the accessories shown are not included as standard – available with surcharge.

*Approx. – depending on basis vehicle and equipment

**See additional information on Page 47

UNRESTRICTED
TRAVEL...





TRAIL/BOX 250/275S



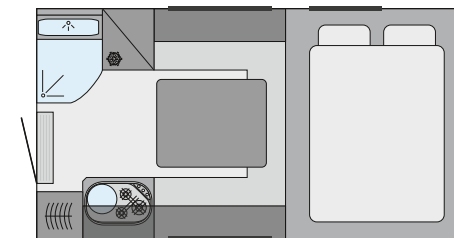
Family holidays with a pick-up? Why not? Our demountable TRAIL/BOX 250 cabin with rear entrance and 275S with side entrance are mobile holiday apartments for a family of four.

The roomy motor home cabin is particularly suited to American pick-ups with truck beds of around 1.99 m (6 ft) length. Thanks to the capacity of the basis vehicle and the large driver's cab, holidays with the family or as a group are easily possible, without making any compromises in

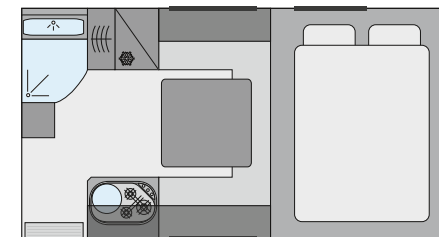
holiday enjoyment and accommodation comfort. The interior space is correspondingly generous.

The standing height is a pleasant two metres.

Built-in units in the highest workmanship, numerous storage compartments, modern, hardwearing upholstery fabrics and covers, as well as state of the art engineering, are only some of the many standard fitting details. The washroom designed for cabins with very little rear protrusion is compact yet completely equipped.



Interior fittings TRAIL/BOX 250



Interior fittings TRAIL/BOX 275S



TECHNICAL DATA

Total width*	226 cm
Total length*	645 cm
Total height*	316 cm / Standing height 200 cm
Platform length	410 cm (TRAIL/BOX 250) / 437 cm (TRAIL/BOX 275S)
Bodenlänge	244 cm (TRAIL/BOX 250) / 272 cm (TRAIL/BOX 275S)
Bed dimensions alcove	213 x 150 cm
Bed dimensions seating group	213 x 122 cm (TRAIL/BOX 250)
Bed dimensions seating group	213 x 121/128 cm (TRAIL/BOX 275S)

GAS, WATER & HEATING SYSTEM

Storage space for two 5 kg gas bottles, with access from outside
Gas heating "TRUMA Combi 4" with water heating system (boiler 10 litre)
Cut-off valves for each individual appliance
Fresh water supply with 96 litre tank and pressure pump
45 litre waste water tank as underfloor tank

SUITABLE BASIS VEHICLES **

Dodge RAM
Some of the accessories shown are not included as standard – available with surcharge.
*Approx. – depending on basis vehicle and equipment
**See additional information on Page 47

TRAIL/BOX 260/260S



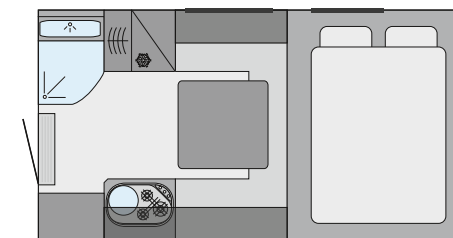
No wish remains unfilled: Our 260 model with rear entrance or 260S with side entrance offer the optimum in spacious comfort for up to four occupants.

The living area offers enough space for relaxing, down-time, sleeping and for joint activities. Galley, four comfortable seating spaces, large beds, 1,95 m standing height, generous storage space and a washroom with large, fold-down wash basin provide an abundance of comfort.

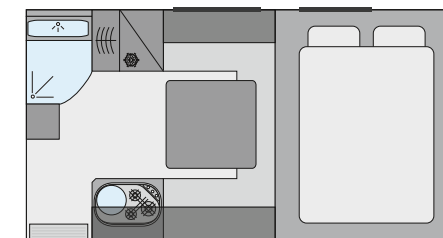
The bench WC stretches right across from right to left and ensures a clear layout.

Modern engineering, generous filling capacities including a 45 litre underfloor waste water tank and lots of further details round off the extensive equipment.

The TRAIL/BOX 260/260S also displays a further special feature: It fits onto both pick-ups with one-and-a-half cabin driver's cab and the VW Amarok XL with double cabin and extended truck bed.



Interior fittings TRAIL/BOX 260



Interior fittings TRAIL/BOX 260S



TECHNICAL DATA

Total width* 210 cm

Total length* 608 cm

Total height* 299 cm / Standing height 195 cm

Platform length 429 cm / Floor length inside 264 cm

Bed dimensions alcove 198 x 150 cm

Bed dimensions seating group 198 x 113/120 cm

GAS, WATER & HEATING SYSTEM

Storage space for two 5 kg gas bottles, with access from outside

Gas heating "TRUMA Combi 4" with water heating system (boiler 10 litre)

Cut-off valves for each individual appliance

Fresh water supply with 96 litre tank and pressure pump

45 litre waste water tank as underfloor tank

SUITABLE BASIS VEHICLES **

Ford Ranger, Isuzu D-Max, Nissan Navara, Toyota Hilux, VW Amarok

Some of the accessories shown are not included as standard – available with surcharge.

*Approx. – depending on basis vehicle and equipment

**See additional information on Page 47

TRAIL/BOX 260R/260RS



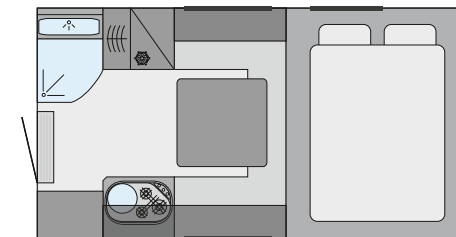
The model corresponds essentially to the Trail/Box 260/260S model but is designed especially for the Land Rover Defender 130.

The most obvious difference is the standing height of 2.14 m, resulting from the adaptation to the higher driver's cab in the Defender. This makes the already spacious interior appear even airier. In addition, the cabin also offers additional storage space. Like all our cabins, the washroom also features the new, modern wall decor.

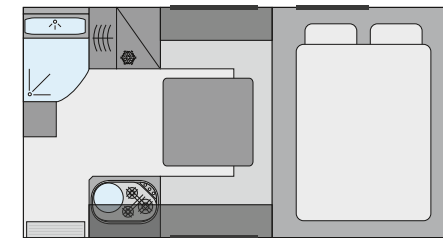
The darker shade provides an attractive contrast to the white bathroom fittings.

Typical for TISCHER, workmanship and quality are of the highest level: The modern sandwich construction technique and a stove-enamelled aluminium outer membrane make the cabin robust – even suitable for holiday trips off-road and far from civilization.

The 200 and 240 models are also available for the Land Rover Defender with a surcharge.



Interior fittings TRAIL/BOX 260R



Interior fittings TRAIL/BOX 260RS



TECHNICAL DATA

Total width* 210 cm

Total length* 610 cm

Total height* 315 cm / Standing height 214 cm

Platform length 430 cm / Floor length inside 264 cm

Bed dimensions alcove 198 x 150 cm

Bed dimensions seating group 198 x 113/120 cm

GAS, WATER & HEATING SYSTEM

Storage space for two 5 kg gas bottles, with access from outside

Gas heating "TRUMA Combi 4" with water heating system (boiler 10 litre)

Cut-off valves for each individual appliance

Fresh water supply with 96 litre tank and pressure pump

45 litre waste water tank as underfloor tank

SUITABLE BASIS VEHICLES **

Land Rover Defender 130

Some of the accessories shown are not included as standard – available with surcharge.

*Approx. – depending on basis vehicle and equipment

**See additional information on Page 47

TRAIL/BOX 260SD



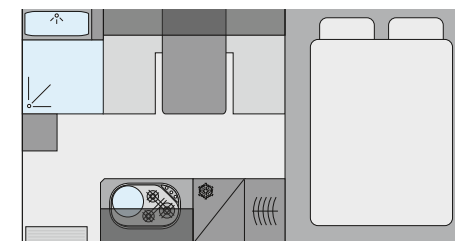
The demountable cabin Trail/Box 260SD is the ideal holiday home for a relaxed and extended trip for two.

Abundant space including a seating dinette at the side, generous storage space in the living area and a comfortable, wider washroom with large shower guarantee relaxed travel and every comfort. A space-saving sliding door leads into the washroom. The extensive standard equipment also includes two camping chairs and a table,

close at hand in a practical external storage space at the back.

With the 100 litre fresh water tank, two 5 kg gas cylinders and the 50 litre waste water tank, even extended holidays without a stop at a campsite pose no problems.

You are completely self-sufficient on your travels and at the same time enjoy all the comforts of a completely-equipped camper. Your personal holiday home on wheels awaits you!



Interior fittings TRAIL/BOX 260SD



TECHNICAL DATA

Total width* 210 cm

Total length* 617 cm

Total height* 299 cm / Standing height 195 cm

Platform length 435 cm / Floor length inside 269 cm

Bed dimensions alcove 198 x 150 cm

Bed dimensions seating group 198 x 146/96 cm

GAS, WATER & HEATING SYSTEM

Storage space for two 5 kg gas bottles, with access from outside

Gas heating "TRUMA Combi 4" with water heating system (boiler 10 litre)

Cut-off valves for each individual appliance

Fresh water supply with 100 litre tank and pressure pump

50 litre waste water tank as underfloor tank

SUITABLE BASIS VEHICLES **

Ford Ranger, Isuzu D-Max, Land Rover Defender, Nissan Navara, VW Amarok Double Cab XL

Some of the accessories shown are not included as standard – available with surcharge.

*Approx. – depending on basis vehicle and equipment

**See additional information on Page 47

TRAIL/BOX 280/280S



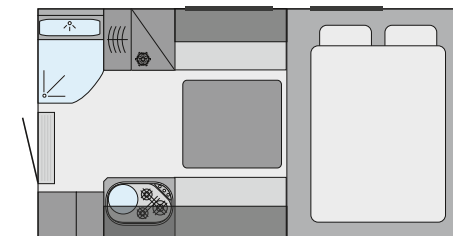
The Trail/Box 280 cabin model (with back entrance) and the 280S and 285S models (both with side entrance) were specially designed for VW flatbed trucks.

The series is further developed and the cabins are now available for T4 and T5 and the new T6. With a standing height of 2.03 m, all three versions are characterised by lots of space and comfort for four occupants. With a functionally-equipped kitchen and complete bathroom, nothing is left to

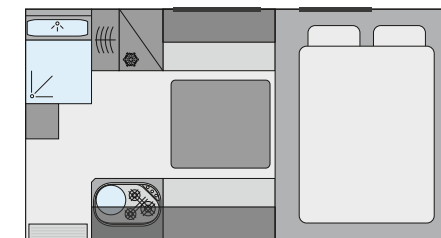
be desired, even on longer trips. A further special feature of the model: on request, we provide access to the driver's cab; in doing so we also alter the backrest of the back seat. For short trips or shopping without the cabin, the opening can be closed quickly and simply using a door and plastic panel.

The series flatbed from Volkswagen come up trumps with a special feature: During mounting, the tailboard just has to be detached for the cabin to fit like a glove.

Couldn't be less complicated.



Interior fittings TRAIL/BOX 280



Interior fittings TRAIL/BOX 280S



TECHNICAL DATA

Total width* 221 cm

Total length* 615 cm

Total height* 307 cm / Standing height 203 cm

Platform length 447 cm / Floor length inside 285 cm

Bed dimensions alcove 208 x 150 cm

Bed dimensions seating group 208 x 132 cm

GAS, WATER & HEATING SYSTEM

Storage space for two 11 kg gas bottles, with access from outside

Gas heating "TRUMA Combi 4" with water heating system (boiler 10 litre)

Cut-off valves for each individual appliance

Fresh water supply with 100 litre tank and pressure pump

45 litre waste water tank as underfloor tank

SUITABLE BASIS VEHICLES **

VW T4/T5/T6 single cabin - short wheelbase

VW T4/T5/T6 double cabin

Some of the accessories shown are not included as standard – available with surcharge.

*Approx. – depending on basis vehicle and equipment

**See additional information on Page 47

EQUIPMENT



13-pin plug for lighting and 3-pin high-current plug for battery charging



"Truma VarioHeat Eco" gas heating (only TRAIL/BOX 200)




Fold-away wash basin (except TRAIL/BOX 200)




Washroom with shower tray and cassette WC (except TRAIL/BOX 200)



Mini-Heki



96 litre fresh water tank




"Truma Combi 4" gas heating



"Truma Mono Control CS" gas regulator system



"Dometic RM 8405" absorption refrigerator, 90l (12 V/230 V gas-operated)



Entrance door with security lock


EQUIPMENT & ACCESSORIES

COMFORT AND LUXURY IN SERIES

Even as they leave the plant, our demountable cabins are extensively equipped. Select your additional accessories here and in our extensive pricelist to make your travels with a TISCHER cabin as comfortable as possible.



"Froli Star" comfort sleep system




Board control system



„Cytrac® DX Vision“ satellite system



External shower



Support, fold-away or fixed, for two bikes



Panorama dormer window "Seitz Heki 3Plus"



100 Watt solar system, charge control



2-stage electric entrance step



Pull-out entrance step



Roof rack system with ladder



3 meter awning right or left



SOG toilet ventilation system




Stainless steel quick-change system for tailgate



Fold-down worktop or shelf




Starter pack



Lengthwise bed version



"Truma Duo Control CS" gas regulation system



Coatrack



Shelf for washroom



Alcove upper cabinet with shelf

ACCESSORIES

The optional accessories on Page 37 are available with surcharge.

Further information can be found in our current pricelist.



LEISURE TIME & MORE

TAKING YOUR HOBBY ALONG
(IN-) SEPARABLE TRAVEL COMPANION

Holidays and relaxation often also involve action and fun. These include the very individual leisure time activities enthusiasts don't want to forgo on their travels. Be they racing cyclists, water sports fans or bikers: Hobby equipment can always be taken along.



SIMPLY FLEXIBLE

– FLEXIBLY SIMPLE

The compact dimensions of our pick-up and demountable cabins simplify travelling with a trailer and provide you with unimaginable flexibility on holiday.

Meter-long combinations that turn winding roads into a test of courage, and multiple attempts to fit into a parking space become things of the past with TISCHER demountable cabins. Horse box, boats or motorbike trailers can be towed with different basis vehicles in combination with various cabin and tow bar types. Alterations to the drawbar (stabilizing wheel) may be necessary.

A trailer bracket extension (Harbeck system) is possible with a restricted tow load of max. 1,700 kg.

E-BIKE, MOUNTAIN BIKE, RACING BIKE ...

Transporting bikes is really easy with our demountable cabins: with a bike rack directly at the rear, the bike simply comes along too. Depending on the entrance, the bike rack is attached to our pick-up models as either a fixed or a fold-away version.

So on your travels you can get close to nature on two wheels and enjoy your hobby to your heart's content.

Travel in comfort and yet remain completely flexible: No matter what hobby you want to take along, we will find the right individual solution for you and your four-wheel vehicle!

Have a word with us. We would be pleased to advise you on possible combinations and trailer loads.



COMPANY



TISCHER GMBH FREIZEITFAHRZEUGE **A PASSION FOR CAMPING- MADE IN GERMANY**

In our family, we have only ever considered one type of holiday: Camping. Back in the 70s, my father Josef and I came up with the idea of designing a motor home cabin that would fit on a VW pick-up. The popular VW was much more manoeuvrable than a car towing a caravan.

Our idea was a complete success and led to the establishment of TISCHER GmbH. Today, our family company based in Kreuzwertheim designs and manufactures demountable cabins for all pick-ups available on the German market. With a current staff of over 30, we produce around 180 cabins a year.

Cabin for cabin, with premium materials, precise workmanship and a passion for detail, we produce top quality "Made in Germany".

Die Alternative



TISCHER CHRONICLE *THE HISTORY OF OUR SUCCESS*

1973 First self-constructed cabin on a VW pick-up

1978 Move into the new plant in Wiebelbach

1980 Brands such as Ford, Mercedes, Mitsubishi and Toyota expand the range of basis vehicles

1982 Establishment of Tischer GmbH Freizeitfahrzeuge

1986 The Nissan pick-up becomes the primary basis vehicle

1990 Peter Tischer takes over the management of the company

1990 The TRAIL model series is launched

2001 The product range is expanded with the addition of the BOX model series

2013 Jubilee! We celebrate 40 years of TISCHER Freizeitfahrzeuge

2013 The erection and conversion of the company headquarters in Kreuzwertheim is completed

2014 The 4,000th TISCHER cabin leaves the plant

2015 By now, 178 TISCHER cabins are produced annually

2016 Award for TISCHER! The model 260S was distinguished as "The Perfect Camper 2016" by Reisemobilist magazine.

2017 A further award for TISCHER:

Our models TRAIL and BOX receive the "Seal of cabin quality 2017 for sturdy superstructure construction".

2018 Expansion of plant and increased capacity through the construction of a new production hall



TISCHER TRADITION



FAMILY COMPANY ***OVER 40 YEARS OF TRADITION AND EXPERIENCE***

We have been in the Wiebelbach industrial park since 1978. The company location at the centre of the Main-Franconia region is also our home. Which is why we have had our roots firmly in Kreuzwertheim for almost 40 years. With the plant conversion in 2013, we optimised cabin construction from the design phase to final assembly. Gain an impression of our range in our

showroom and avail of the individual consultation! And of course you pick up your cabin directly from us.

The familiarisation session then takes place directly in your own vehicle. If you happen to be passing through, use one of our camper spaces for a stopover. We look forward to your visit!



FRIENDS MEET FRIENDS

THE ANNUAL TISCHER TREFF

Once a year we invite our customers to a get-together.

We meet up every year in a different place; the main emphasis is on fun and a chance to swap experiences. Time and again, the enormous resonance confirms the longstanding bond between us as the manufacturers of demountable cabins and our customers.

Thanks to our long years of experience extending over four decades, we as a family company continue to ensure flexible travel, individual mobility and independent freedom.

Whether active holidays, relaxing as a couple, a family trip or luxury camping: Our customers enjoy the wide range of possibilities with the ingenious yet simple pick-up idea.



TISCHER SERVICE



SERVICE & GUARANTEE

ALL-ROUND CARE AND SUPPORT

Thank to our all-round customer care, you get not only our custom-made demountable cabins, but also a comprehensive range of services.

When we hand over your new TISCHER cabin, you also receive a comprehensive book containing our operating instructions and all the

operating instructions for the technical appliances and equipment installed. This allows you to do your own troubleshooting.

And should something require replacement, we procure and dispatch individual and replacement parts, as a rule within one working day. We have many of them in stock on site.



SERVICE & ACCESSORIES

EXTRAS IN BRAND QUALITY

The tonneau of your pick-ups deserves that extra something. We provide the cover and the coating.

TONNEAU COVER BAKFLIP

The optically appealing cover, made of aluminium, with integrated water drain, is extremely sturdy, can be used either completely or partially open when driving and adapts totally to the interior contours of the truck bed. As soon as the panels are closed, the BAKFLIP locks automatically. The cover is attached to the brackets with just two screws – this can be done without difficulty even where edge guards are in place.

The cover has a bearing load of up to 150 kg. The hinges are made of EPDM (ethylene-propylene-diene-monomer), a synthetic rubber which is corrosion-resistant, climate resistant and insensitive to acids. Thanks to the weatherproof material, the tonneau cover resists moisture, heat and frost. In addition, with the locked Bakflip and closed back flap, everything is safely stored to prevent theft.

RHINO LININGS® FOR FLATBEDS

For every TISCHER cabin we recommend the spray-on two-component plastic coating "Rhino Linings" for flatbeds and truck beds. In addition to outstanding non-slip properties and sound insulation, "Rhino Linings" coatings offer a permanently attractive appearance. The water and air permeable material is an outstanding alternative to conventional, loose truck bed lining and has been in use in the USA for lining truck beds since 1988.



TISCHER INDIVIDUAL



TRAIL 340S fixed structure on VW T5 chassis



BOX 260S on Nissan Navara, platform flatbed with fold-down, detachable tailboards



TRAIL-Liner mobile home as low-bed trailer (fifth wheeler)

DREAM COMBINATION

INDIVIDUAL VEHICLES & AND SPECIAL PRODUCTS

If you have special requests, have a word with us! Whether basis vehicle, cabin equipment, paintwork, size or material – with our experience and know-how, we can make your dreams of the perfect vehicle come true.

SUITABLE BASIS VEHICLES

WE OFFER THE RIGHT CABIN FOR YOUR VEHICLE

BASIS VEHICLES	DETAIL	LENGTH OF THE FLATBED	TRAILER CABINS TRAIL & BOX (REAR AND SIDE ENTRANCE)										ADDITIONAL INFORMATION
			200	220	230	240	250	260	260R	275	260SD	280	
DODGE RAM	Crew Cab	171.0 cm					■						
	Quad Cab	194.0 cm					■			■			
FORD RANGER	Double (Double Cab)	161.3 cm	■	■ (2)	■ (2)	■ (2)							
	One-and-a-half (Extra Cab)	191.1 cm	■			■ (2)		■ (2)			■ (2)		
ISUZU D-MAX	Double (Crew Cab)	155.2 cm	■	■ (2)	■ (2)	■ (2)							Models manufactured later than 07/2012
	One-and-a-half (Space Cab)	179.5 cm	■			■ (2)		■ (2)			■ (2)		
LAND ROVER DEFENDER	130 Double (Double Cab)	166.8 cm	■ (1)			■ (1)			■		■ (1)		
	110 Single (Pick-up)	201.0 cm							■ (1)				
MERCEDES X-CLASS	Double (Double Cab)	158.7 cm	■	■ (2)	■ (2)	■ (2)							
MITSUBISHI L200/ FIAT FULLBACK	Double (Double Cab)	150.0 cm	■										
	Double (Double Cab)	150.5 cm	■										
	One-and-a-half (Club Cab)	180.1 cm	■										
NISSAN NAVARA	Double (Double Cab)	151.0 cm	■	■ (2)	■ (2)	■ (2)							Models manufactured later than 2006
	One-and-a-half (King Cab)	186.5 cm	■			■ (2)		■ (2)			■ (2)		
TOYOTA HILUX	Double (Double Cab)	152.0 cm	■	■ (2)	■ (2)	■ (2)							Models manufactured later than 2016
	One-and-a-half (Xtra Cab)	180.5 cm	■			■ (2)		■ (2)					
VW T4/ T5 / T6	Double											■ (2)	
	Single. short wheel base											■ (2)	
VW AMAROK	Double (Double Cab)	155.0 cm	■	■ (2)	■ (2)	■ (2)							
	Double (Double Cab XL)	186.5 cm				■ (2)		■ (2)			■ (2)		

(1) Custom products with surcharge. (2) Possible only with payload uprating. Errors and omissions excepted. This list is not exhaustive.

TISCHER cabins can also be used on many further vehicles. This list is valid for Germany only. For other countries, please contact the respective dealer directly.

CABIN CONSTRUCTION

Modern sandwich construction technique with accessible roof

Stove-enamelled, smooth aluminium outer membrane with design options in a variety of colours

Poplar plywood interior panelling and 30 mm solid foam insulation

Anti-thermal-bridge "SEITZ" double-glazed windows incl. mosquito net and blackout blind

Entrance door with safety lock, window incl. mosquito blind

Double-shell roof cover incl. mosquito net and blackout

Crank supports with plastic washers

ALCOVE

Anti-thermal-bridge "SEITZ" double-glazed windows, mosquito net and blackout blind

Bed with comfortable "Froli Star" sleeping system and warm air supply

LIVING AREA

Decorative coating on interior walls and PVC floor covering

Furniture in light poplar plywood with modern, easy-care coating

Kitchen furniture and table with hardwearing surface

Aluminium swivel table

Curtains on the living area windows (various versions possible)

Central seating group in 8 cm thick, high-quality foam upholstery, convertible to a bed

Covers in modern design, zippers for removal

Back-ventilated backrests

Forced ventilation on all storage cabinets

KITCHEN

3-flame gas cooker with safety pilot and electrical ignition and "Nirosta" sink with split glass cover plate

"Dometic RM 8405" absorption refrigerator, 90l (12 V / 230 V-gas operation) with AES system and removable freezer compartment

WASHROOM (EXCEPT TRAIL/BOX 200)

Large, fold-away wash basin, cassette WC and shower

Mirror, lighting and wall cabinet

Roof cover for ventilation

12 V / 230 V SYSTEM

Energy-saving 12 Volt LED lighting in living area

230 volt and USB socket

CEE input socket with 10 A automatic fuse

AGM battery, 12 V 92 Ah with triple charger (charger, 30A booster, solar controller) and 30A high-current plug

Shut-off relay for 12 Volt refrigerator function

CAMPING IS OUR PASSION!

Dear Customer,

For generations now, this type of holiday has been the heartbeat of the Tischer family. 45 years ago, my father Josef and I went a step farther: The longing for flexibility and comfort on holiday drove us to develop demountable cabins. Today, we can proudly offer attractive, superbly-equipped cabins for all common pick-up models on the German market. With great precision and attention to detail, we produce our cabins primarily by hand.

From the very beginning, our motto has been „Quality rather than Quantity“. That's why not a single cabin leaves our plant without a personal briefing. Hospitality and customer focus are what make us stand out. Once you have purchased your demountable cabin, we are there for you with an extensive service offer. Because the aim we set ourselves is to let you enjoy an untroubled, first-class holiday experience.

Thank you for 45 years of loyalty and constant growth.

We look forward to sharing the future with you!

Your Peter Tischer

A handwritten signature in black ink, appearing to read 'P. Tischer'.



TISCHER
FREIZEITFAHRZEUGE

TISCHER GMBH FREIZEITFAHRZEUGE

FRANKENSTRASSE 3 · 97892 KREUZWERTHEIM · INDUSTRIEGEBIET WIEBELBACH
FON: +49 (0)9342 8159 · FAX: +49 (0)9342 5089 · MAIL: INFO@TISCHER-PICKUP.COM
WWW.TISCHER-PICKUP.COM

Pictures: Rolf Nachlar Fotografie & Design · Studio Tischer GmbH
Details of dimensions are approximate. Deviations (+/- 5 %)
in factory tolerances are possible and permitted.
agency: kl-company · its_18-1014 06/19 · www.kl-company.de