

***My Tischer.***  
*My freedom.*

**TISCHER**  
FREIZEITFAHRZEUGE

*Pick-up Cabins  
2026 EN*

*On the same wavelength  
as you: comfort, service  
and flexibility.*



# **Tischer: pure Pick-up Power.**

*Freedom on four wheels – flexible and comfortable.*

*Born in America, refined in Europe: the pick-up has been inspiring free spirits around the world since the golden 1920s. No wonder: hardly any other vehicle is as versatile as the pick-up truck. Driving, loading, experiencing – everything is possible. This is how we came up with the idea of transforming the pick-up truck into a mobile home.*

For over 50 years, Tischer has been your specialist for manufactured-quality cabins. Combined with a powerful pick-up truck, our cabins are your personal way to freedom. Ideal for spontaneous weekend trips or long voyages of discovery. No matter what you need for comfortable travel: everything is on board.

Summer or winter? City or off-road? Adventure or everyday life? Wherever your journey takes you, your pick-up truck with a Tischer demountable cabin gives you complete freedom to travel flexibly and independently. And if you “only” need the pick-up truck, simply remove the cabin and drive off. It couldn’t be easier.



Watch the video

**Discover the world with Tischer.**  
**Anytime. Anywhere. Flexibly.**







# Contents

## Idea & Production 4

Mounting and Demounting	6
Trail or Box?	8
Tischer Production	10
Basic Vehicles	12

## Tischer Pick-up Cabins 14

Trail/Box 200	16
Trail/Box 220	18
Trail/Box 230/230S	20
Trail/Box 240	22
Trail/Box 250/275S	24
Trail/Box 260/260S	26
Trail/Box 260R/260RS	28
Trail/Box 260SD	30
Trail/Box 280/280S	32

## Equipment & Accessories 34

Interior Worlds	36
Kitchen	38
Bathroom	40
Furniture Manufacture	42
Selection of Fabrics	44
Cargo Area	46
Leisure Time & More	48
Equipment	50
Accessories	52

## Service & Classic 54

Service & Guarantee	56
Tischer Classic	58
Tischer Workshop	60
Tischer Individual	62

## World of Tischer 64

Company	66
Chronicle and Sustainability	68
Tischer Community	70
Tischer Insight	71

***My Tischer.***  
*My moment.*





# Idea & Production

*Flexible travel: with the best comfort and top service.*



# ***Mounting and Demounting***

*It's easy with every Tischer pick-up cabin.*

Mounting & demounting in just  
**20 minutes**

The cabin can be easily raised and lowered using the extendable supports. Thanks to the professional instruction provided by our specialist staff when the vehicle is handed over and with a little practice, raising and lowering can be done in around 20 minutes.



Watch the video







Extend supports with cordless screwdriver or crank handle



Turnbuckle and 13-pin socket



### Demounting

For demounting, you just have to release the attachments between cabin and pick-up and drop the four supports to the ground. The supports are extended with the help of a crank or cordless screwdriver until the cabin is separated from the vehicle. Once you have driven the vehicle away, you lower the cabin slightly to facilitate easy entry.

### Mounting

Mounting the cabin is just as easy, just in the reverse order: Lift the cabin until you can drive the pick-up beneath it. Now lower the cabin again, attach the brackets, plug in the 13-pin plug for the lighting as well as the 3-pin plug for charging the battery and retract the supports.

### Smart construction

Every Tischer cabin is designed to ensure that the truck bed need not be altered; it can be used without restriction following demounting.



# Pick-up Cabins

*Trail or Box: choose your favorite!*

*When it comes to pick-up cabins, do you prefer the classic shape of our Box version? Or is our somewhat sleeker Trail model more your thing?*

Both are very positively rated by Tischer customers. Here we briefly show you how they differ from one another:

The modern looking **Trail version** is more streamlined at the alcove above the pick-up's passenger compartment. This improves the aerodynamics and provides more space inside. The material used is double-shell foam-filled GRP molded parts. The flat surface at the front is ideal for installing a pair of additional headlights if you want.

Due to its slightly more angular appearance, the **Box version** looks bigger. In terms of material and manufacturing quality, it is in no way inferior to the Trail model. It is also built from high-quality aluminum sandwich panels. However, the production process is less complex. That is why we can offer this model cheaper.

**Trail version**





**Box version**





# Production

*Cabin construction: modern technology and traditional craftsmanship.*

***From the initial design to the finished Tischer cabin:  
everything is perfectly customized for you.***

Our employees use state-of-the-art machines and a high level of craftsmanship to produce high-quality cabins "Made in Germany".

The result is cabins of the highest quality. Your mobile home can last for many years with minimal maintenance. And this durability is not only good for you, but also for the environment.

The cabins are constructed using a sandwich design. Aluminum sheet, rigid foam, and the inner plywood panel are bonded under pressure. The CNC-milled cabin components are then precisely assembled. This construction method has several advantages: high stability, low weight, and excellent insulation properties.







Watch the video





# Basic Vehicles

*The right cabin for every pick-up.*



**ISUZU**

**Jeep**



Find the right cabin for you with the  
3D configurator! Just give it a try:

[tischer-pickup.com/en\\_configurator](https://tischer-pickup.com/en_configurator)



			Trailer cabins Trail & Box (rear and side entrance)										Additional information
Basic vehicles	Detail	Length of the flatbed	200	220	230	240	250	260	260R	275	260SD	280	
<b>Dodge RAM</b>	Crew cab	171.0 cm					■						
	Quad cab	194.0 cm					■			■			
<b>Ford Ranger</b>	Double (Double cab)	161.3 cm	■	■ (2)	■ (2)	■ (2)							
	One-and-a-half (Extra cab)	191.1 cm	■			■ (2)		■ (2)			■ (2)		
<b>Isuzu D-Max/ Isuzu XL</b>	Double (Double cab)	155.2 cm	■	■ (2)	■ (2)	■ (2)							Models manufactured later than 07/2012
	One-and-a-half (Space cab)	179.5 cm	■			■ (2)		■ (2)			■ (2)		
<b>Jeep Gladiator</b>	Double (Double cab)	153.1 cm	■	■ (2)	■ (2)	■ (2)							
<b>Land Rover Defender</b>	130 Double (Double cab)	166.8 cm	■ (1)			■ (1)			■		■ (1)		
	110 Single (Pick-up)	201.0 cm							■ (1)				
<b>Mercedes X-Class</b>	Double (Double cab)	158.7 cm	■	■ (2)	■ (2)	■ (2)							
<b>Mitsubishi L200/ Fiat Fullback</b>	Double (Double cab)	150.0 cm	■										
	Double (Double cab)	150.5 cm	■										
	One-and-a-half (Club cab)	180.1 cm	■										
<b>Nissan Navara</b>	Double (Double cab)	151.0 cm	■	■ (2)	■ (2)	■ (2)							Models manufactured later than 2006
	One-and-a-half (King cab)	186.5 cm	■			■ (2)		■ (2)			■ (2)		
<b>Renault Alaskan DC</b>	Double (Double cab)	151.0 cm	■	■ (2)	■ (2)	■ (2)							
<b>Toyota Hilux</b>	Double (Double cab)	152.0 cm	■	■ (2)	■ (2)	■ (2)							Models manufactured later than 2016
	One-and-a-half (Xtra cab)	180.5 cm	■			■ (2)		■ (2)			■ (2)		
<b>VW T4 / T5 / T6 / T7</b>	Double											■ (2)	
	Single, short wheel base											■ (2)	
<b>VW Amarok</b>	Double (Double cab)	155.0 cm	■	■ (2)	■ (2)	■ (2)							
	Double (Double cab XL)	186,5 cm				■ (2)		■ (2)			■ (2)		

(1) Custom products with surcharge. (2) Possible only with payload uprating. Errors and omissions excepted. This list is not exhaustive.  
Tischer cabins can also be used on many further vehicles. This list is valid for Germany only. For other countries, please contact the respective dealer directly.



***My Tischler.***  
*My playground.*





# ***Tischer Pick-up Cabins***

*Experience boundless freedom: with pick-up cabins from Tischer.*





# Trail / Box 200

## Suitable basic vehicles:\*\*

Ford Ranger | Isuzu D-Max | Jeep Gladiator | Land Rover Defender | Mercedes X-Class | Mitsubishi L200/Fiat Fullback | Nissan Navara | Toyota Hilux | VW Amarok

***Compact, light and spacious – with these features, the demountable cabin Trail/Box 200 is the ideal travel companion for couples taking active holidays.***

The Trail/Box 200 model is suitable for both One-and-a-half cabin and Double cabin pick-ups. In combination with a One-and-a half cabin, the demountable cabin is almost flush with the back of the basic vehicle. This means the slope angle of the pick-up is not restricted and the special construction technique of our most popular and lightest cabin means that good cross-country mobility is assured.

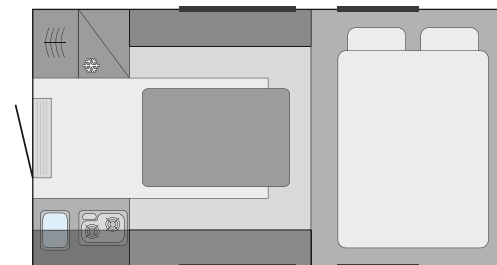
In the interior, numerous comfort features immediately become evident: a standing height of 1.95 m, a central seating group which can be converted to a bed area and the generous bed dimensions prevent any feeling of constriction; modern upholstery fabrics and curtains provide a pleasant environment even on long trips.







[Go to website](#)



*Interior fittings Trail/Box 200*

#### Technical data

Total width\* 210 cm

Total length\* 555 cm

Total height\* 299 cm / Standing height 195 cm

Platform length 365 cm (Trail) / 367 cm (Box)

Floor length inside 200 cm

Bed dimensions alcove 198 x 150 cm

Bed dimensions seating group 198 x 111 cm

#### Gas, water & heating system

Storage space for two 5 kg gas bottles, with access from outside

Gas heating "TRUMA VarioHeat Eco" with safety gas pressure controller  
"TRUMA Mono Control CS" for operation while vehicle is in motion

Cut-off valves for each individual appliance

Fresh water supply with two 15 litre canisters and immersion pump

Some of the accessories shown are not included as standard –  
available with surcharge.

\*Approx. – depending on basic vehicle and equipment

\*\*See additional information on page 12



# Trail / Box 220

**Suitable basic vehicles:\*\***

Ford Ranger | Isuzu D-Max | Jeep Gladiator | Mercedes X-Class | Nissan Navara | Toyota Hilux | VW Amarok

***Within a very short space of time, the VW Amarok has become one of the most popular pick-up models. With the Trail/Box 220 model, the Tischer range has the matching demountable cabin.***

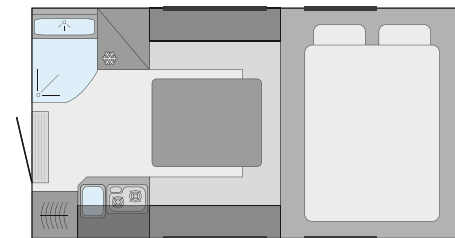
The vehicle has now undergone both an optical and above all a technical facelift. Greater power thanks to the V6 engine now also permits off-road tours. Our model Trail/Box 220 is tailored exactly to the Amarok to give a cohesive appearance. The cabin unit is 382 cm long and barely wider than the basic vehicle. The resulting unit is compact and thus perfect for use on dirt roads and serpentine. The bright and cosily-designed interior has a dinette with seating for two to three. The equipment also includes a wardrobe, galley kitchen and a sanitation room with cassette WC, wash basin, shower and cabinet with mirror.







*Go to website*



*Interior fittings Trail/Box 220*

#### Technical data

Total width\* 210 cm

Total length\* 585 cm

Total height\* 299 cm / Standing height 195 cm

Platform length 382 cm / Floor length inside 220 cm

Bed dimensions alcove 198 x 150 cm

Bed dimensions seating group 198 x 97 cm

#### Gas, water & heating system

Storage space for two 5 kg gas bottles, with access from outside

Gas heating "TRUMA Combi 4E" with water heating system (boiler 10 litre)

Cut-off valves for each individual appliance

Fresh water supply with 96 litre tank and pressure pump

45 litre waste water tank as underfloor tank

Some of the accessories shown are not included as standard – available with surcharge.

\*Approx. – depending on basic vehicle and equipment

\*\*See additional information on page 12



# Trail / Box 230/230S

**Suitable basic vehicles:\*\***

Ford Ranger | Isuzu D-Max | Jeep Gladiator | Mercedes X-Class | Nissan Navara | Toyota Hilux | VW Amarok

***The Trail/Box 230 and 230S models are particularly suited to all pick-ups with Double cab.***

Here you can choose between rear entrance (230) and side entrance (230S). In terms of the extensive equipment, on the other hand, there are no differences. Both versions make a convincing impression with abundant space and comfort, the standing height is a pleasant 1.95 m. The kitchen, four cosy seats, a large bed in the alcove and generous storage make even long trips a pleasure. With just minimal adjustment, the seating group can be converted into a further bed.

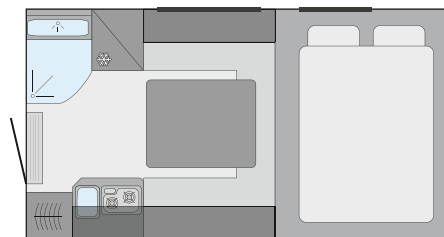
Also on board is a washroom with large, fold-down wash basin and a warm water system. The washroom features a bench WC thus ensuring a clear layout with no sharp edges. A further plus: easy cleaning is guaranteed.



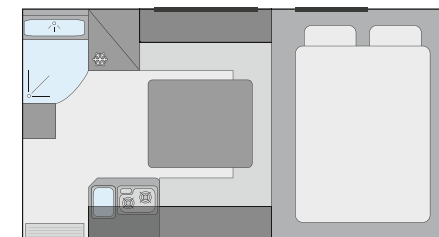




Go to website



Interior fittings Trail/Box 230



Interior fittings Trail/Box 230S

#### Technical data

Total width\* 210 cm

Total length\* 585 cm

Total height\* 299 cm / Standing height 195 cm

Platform length 400 cm / Floor length inside 237 cm

Bed dimensions alcove 198 x 150 cm

Bed dimensions seating group 198 x 113 cm (Trail/Box 230)

Bed dimensions seating group 198 x 111 / 91 cm (Trail/Box 230S)

#### Gas, water & heating system

Storage space for two 5 kg gas bottles, with access from outside

Gas heating "TRUMA Combi 4E" with water heating system (boiler 10 litre)

Cut-off valves for each individual appliance

Fresh water supply with 96 litre tank and pressure pump

45 litre waste water tank as underfloor tank

Some of the accessories shown are not included as standard – available with surcharge.

\*Approx. – depending on basic vehicle and equipment

\*\*See additional information on page 12





# Trail / Box 240

**Suitable basic vehicles:\*\***

Ford Ranger | Isuzu D-Max | Jeep Gladiator | Land Rover Defender | Mercedes X-Class | Nissan Navara | Toyota Hilux | VW Amarok

***Spacious, comfortable, variable – our Trail/Box 240 model makes a convincing impression with these and further features.***

With the Ford Ranger as the basic vehicle, you will drive comfortably and absolutely safely. As the first pick-up in the Double cabin version, the Ford Ranger was awarded five stars in the Euro-NCAP crashtest.

And five stars also go to our pick-up cabin: The Trail/Box 240 has a very special feature.

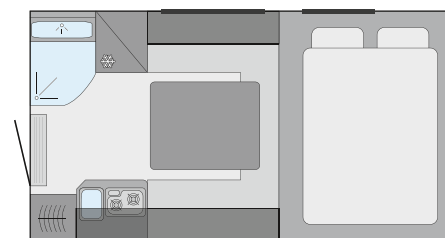
It is suitable for both One-and-a-half and Double cabins. With this model featuring rear entrance, lack of space is a thing of the past. Generous dimensions and a standing height of 1.95 m, as well as numerous storage compartments turn even long journeys into a pleasure trip. The modern design of the interior and perfectly matching handcrafted furniture demonstrate our vast experience in the construction of motor homes.







[Go to website](#)



Interior fittings TrailBox 240

#### Technical data

Total width\* 210 cm

Total length\* 575/599 cm

Total height\* 299 cm / Standing height 195 cm

Platform length 400 cm / Floor length inside 237 cm

Bed dimensions alcove 198 x 150 cm

Bed dimensions seating group 198 x 113 cm

#### Gas, water & heating system

Storage space for two 5 kg gas bottles, with access from outside

Gas heating "TRUMA Combi 4E" with water heating system (boiler 10 litre)

Cut-off valves for each individual appliance

Fresh water supply with 96 litre tank and pressure pump

45 litre waste water tank as underfloor tank

Some of the accessories shown are not included as standard – available with surcharge.

\*Approx. – depending on basic vehicle and equipment

\*\*See additional information on page 12



# Trail / Box 250/275S

Suitable basic vehicle:\*\*

Dodge RAM

***Family holidays with a pick-up? Why not? Our de-mountable Trail/Box 250 cabin with rear entrance and 275S with side entrance are mobile holiday apartments for a family of four.***

The roomy motor home cabin is particularly suited to American pick-ups with truck beds of around 1.99 m (6 ft) length. Thanks to the capacity of the basic vehicle and the large driver's cab, holidays with the family or as a group are easily possible, without making any compromises in holiday enjoyment and accommodation comfort. The interior space is correspondingly generous. The standing height is a pleasant two metres.

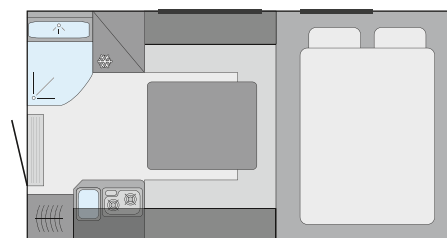
Built-in units in the highest workmanship, numerous storage compartments, modern, hardwearing upholstery fabrics and covers, as well as state of the art engineering, are only some of the many standard fitting details. The washroom designed for cabins with very little rear protrusion is compact yet completely equipped.



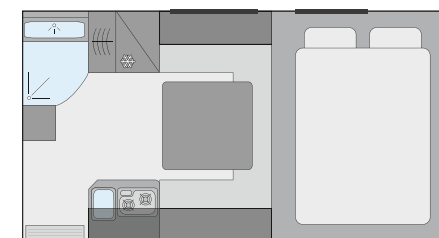




Go to website



Interior fittings Trail/Box 250



Interior fittings Trail/Box 275S

#### Technical data

Total width\* 226 cm

Total length\* 645 cm

Total height\* 316 cm / Standing height 200 cm

Platform length 410 cm (Trail/Box 250) / 437 cm (Trail/Box 275S)

Floor length 244 cm (Trail/Box 250) / 272 cm (Trail/Box 275S)

Bed dimensions alcove 213 x 150 cm

Bed dimensions seating group 213 x 122 cm (Trail/Box 250)

Bed dimensions seating group 213 x 121/128 cm (Trail/Box 275S)

#### Gas, water & heating system

Storage space for two 5 kg gas bottles, with access from outside

Gas heating "TRUMA Combi 4E" with water heating system (boiler 10 litre)

Cut-off valves for each individual appliance

Fresh water supply with 96 litre tank and pressure pump

45 litre waste water tank as underfloor tank

Some of the accessories shown are not included as standard – available with surcharge.

\*Approx. – depending on basic vehicle and equipment

\*\*See additional information on page 12





# Trail / Box 260/260S

**Suitable basic vehicles:\*\***

Ford Ranger | Isuzu D-Max | Isuzu XL | Nissan Navara | Toyota Hilux | VW Amarok Double cab | VW Amarok Double cab XL

***No wish remains unfilled: Our 260 model with rear entrance or 260S with side entrance offer the optimum in spacious comfort for up to four occupants.***

The living area offers enough space for relaxing, down-time, sleeping and for joint activities. Galley, four comfortable seating spaces, large beds, 1,95 m standing height, generous storage space and a washroom with large, fold-down wash basin provide an abundance of comfort. The bench WC stretches right across from right to left and ensures a clear layout.

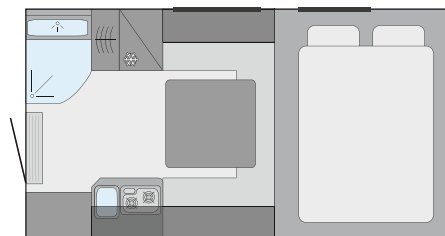
Modern engineering, generous filling capacities including a 45 litre underfloor waste water tank and lots of further details round off the extensive equipment. The Trail/Box 260/260S also displays a further special feature: It fits onto both pick-ups with One-and-a-half cab and the Isuzu XL with Double cabin and extended truck bed.



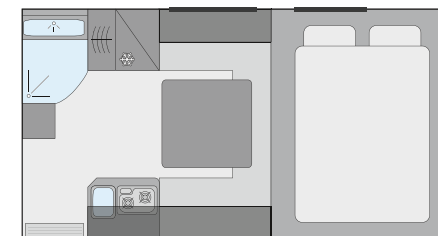




Go to website



Interior fittings Trail/Box 260



Interior fittings Trail/Box 260S



#### Technical data

Total width\* 210 cm

Total length\* 608 cm

Total height\* 299 cm / Standing height 195 cm

Platform length 429 cm / Floor length inside 264 cm

Bed dimensions alcove 198 x 150 cm

Bed dimensions seating group 198 x 113/120 cm

#### Gas, water & heating system

Storage space for two 5 kg gas bottles, with access from outside

Gas heating "TRUMA Combi 4E" with water heating system (boiler 10 litre)

Cut-off valves for each individual appliance

Fresh water supply with 96 litre tank and pressure pump

45 litre waste water tank as underfloor tank

Some of the accessories shown are not included as standard – available with surcharge.

\*Approx. – depending on basic vehicle and equipment

\*\*See additional information on page 12



# Trail / Box 260R/260RS

**Suitable basic vehicle:\*\***

Land Rover Defender

*The model corresponds essentially to the Trail/Box 260/260S model but is designed especially for the Land Rover Defender 130.*

The most obvious difference is the standing height of 2.14 m, resulting from the adaptation to the higher driver's cab in the Defender. This makes the already spacious interior appear even airier. In addition, the cabin also offers additional storage space. Like all our cabins, the washroom also features the new, modern wall decor. The darker shade provides an attractive contrast to the white bathroom fittings.

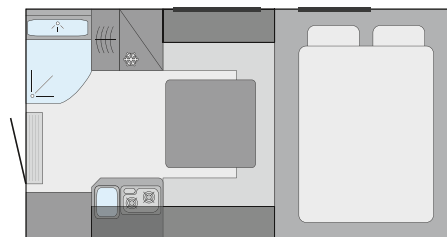
Typical for Tischer, workmanship and quality are of the highest level: The modern sandwich construction technique and a stove-enamelled aluminum outer membrane make the cabin robust – even suitable for holiday trips off-road and far from civilization. The 200 and 240 models are also available for the Land Rover Defender with a surcharge.



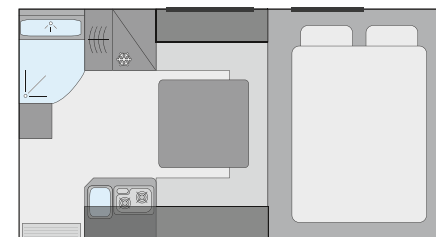




Go to website



Interior fittings Trail/Box 260R



Interior fittings Trail/Box 260RS



#### Technical data

Total width\* 210 cm

Total length\* 610 cm

Total height\* 315 cm / Standing height 214 cm

Platform length 430 cm / Floor length inside 264 cm

Bed dimensions alcove 198 x 150 cm

Bed dimensions seating group 198 x 113/120 cm

#### Gas, water & heating system

Storage space for two 5 kg gas bottles, with access from outside

Gas heating "TRUMA Combi 4E" with water heating system (boiler 10 litre)

Cut-off valves for each individual appliance

Fresh water supply with 96 litre tank and pressure pump

45 litre waste water tank as underfloor tank

Some of the accessories shown are not included as standard – available with surcharge.

\*Approx. – depending on basic vehicle and equipment

\*\*See additional information on page 12



# Trail / Box 260SD

**Suitable basic vehicles:\*\***

Ford Ranger | Isuzu D-Max | Land Rover Defender | Nissan Navara | Toyota Hilux | VW Amarok Double cab XL

***The demountable cabin Trail/Box 260SD  
is the ideal holiday home for a relaxed  
and extended trip for two.***

Abundant space including a seating dinette at the side, generous storage space in the living area and a comfortable, wider washroom with large shower guarantee relaxed travel and every comfort. A space-saving sliding door leads into the washroom. The extensive standard equipment also includes two camping chairs and a table, close at hand in a practical external storage space at the back. With the 100 litre fresh water tank, two 5 kg gas cylinders and the 50 litre waste water tank, even extended holidays without a stop at a campsite pose no problems.

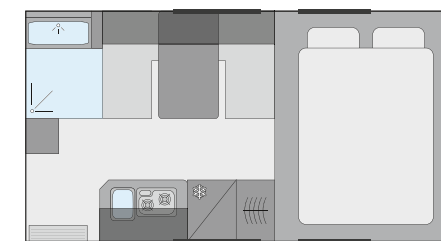
You are completely self-sufficient on your travels and at the same time enjoy all the comforts of a completely equipped camper. Your personal holiday home on wheels awaits you!







Go to website



Interior fittings TrailBox 260SD

#### Technical data

Total width\* 210 cm

Total length\* 617 cm

Total height\* 299 cm / Standing height 195 cm

Platform length 435 cm / Floor length inside 269 cm

Bed dimensions alcove 198 x 150 cm

Bed dimensions seating group 198 x 146/96 cm\*\*

#### Gas, water & heating system

Storage space for two 5 kg gas cylinders (not included in the standard scope of delivery), accessible from outside

Gas heating "TRUMA Combi 4E" with water heating system (boiler 10 litre)

Cut-off valves for each individual appliance

Fresh water supply with 100 litre tank and pressure pump

50 litre waste water tank as underfloor tank

Some of the accessories shown are not included as standard – available with surcharge.

\*Approx. – depending on basic vehicle and equipment

\*\*No standard equipment

\*\*\*See additional information on page 12



# Trail / Box 280/280S

**Suitable basic vehicles:\*\***

VW T4/T5/T6/T7 Double cabin | VW T4/T5/T6/T7 single cabin – short wheel base

***The Trail/Box 280 cabin model (with back entrance) and the 280S version (with side entrance) were specially designed for VW flatbed trucks.***

The series is further developed and the cabins are now available for T4, T5, T6 and new T7. With a standing height of 2.03 m, both versions are characterised by lots of space and comfort for four occupants. With a functionally-equipped kitchen and complete bathroom, nothing is left to be desired, even on longer trips. To make the interior even more comfortable, the floor plan and layout have been further optimized. A round table seating area now makes the successful Trail 280/280S model even more family-friendly.

The series flatbed from Volkswagen come up trumps with a special feature: during mounting, the tailboard just has to be detached for the cabin to fit like a glove. Couldn't be less complicated.

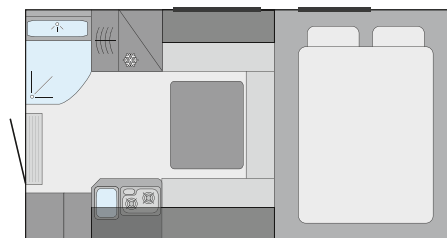




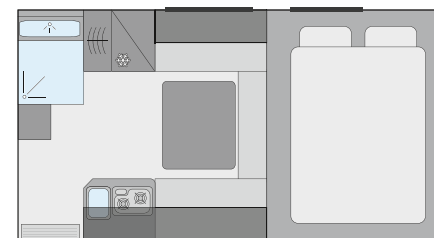
**NEW!**



Go to website



Interior fittings Trail/Box 280



Interior fittings Trail/Box 280S



#### Technical data

Total width\* 221 cm

Total length\* 615 cm

Total height\* 307 cm / Standing height 203 cm

Platform length 447 cm / Floor length inside 285 cm

Bed dimensions alcove 208 x 150 cm

Bed dimensions seating group 208 x 132 cm

#### Gas, water & heating system

Storage space for two 11 kg gas bottles, with access from outside

Gas heating "TRUMA Combi 4E" with water heating system (boiler 10 litre)

Cut-off valves for each individual appliance

Fresh water supply with 96 litre tank and pressure pump

45 litre waste water tank as underfloor tank

Some of the accessories shown are not included as standard – available with surcharge.

\*Approx. – depending on basic vehicle and equipment

\*\*See additional information on page 12



***My Tischler.***  
*My adventure.*





# Equipment

*Unstoppably free: with standard comfort and many extras.*



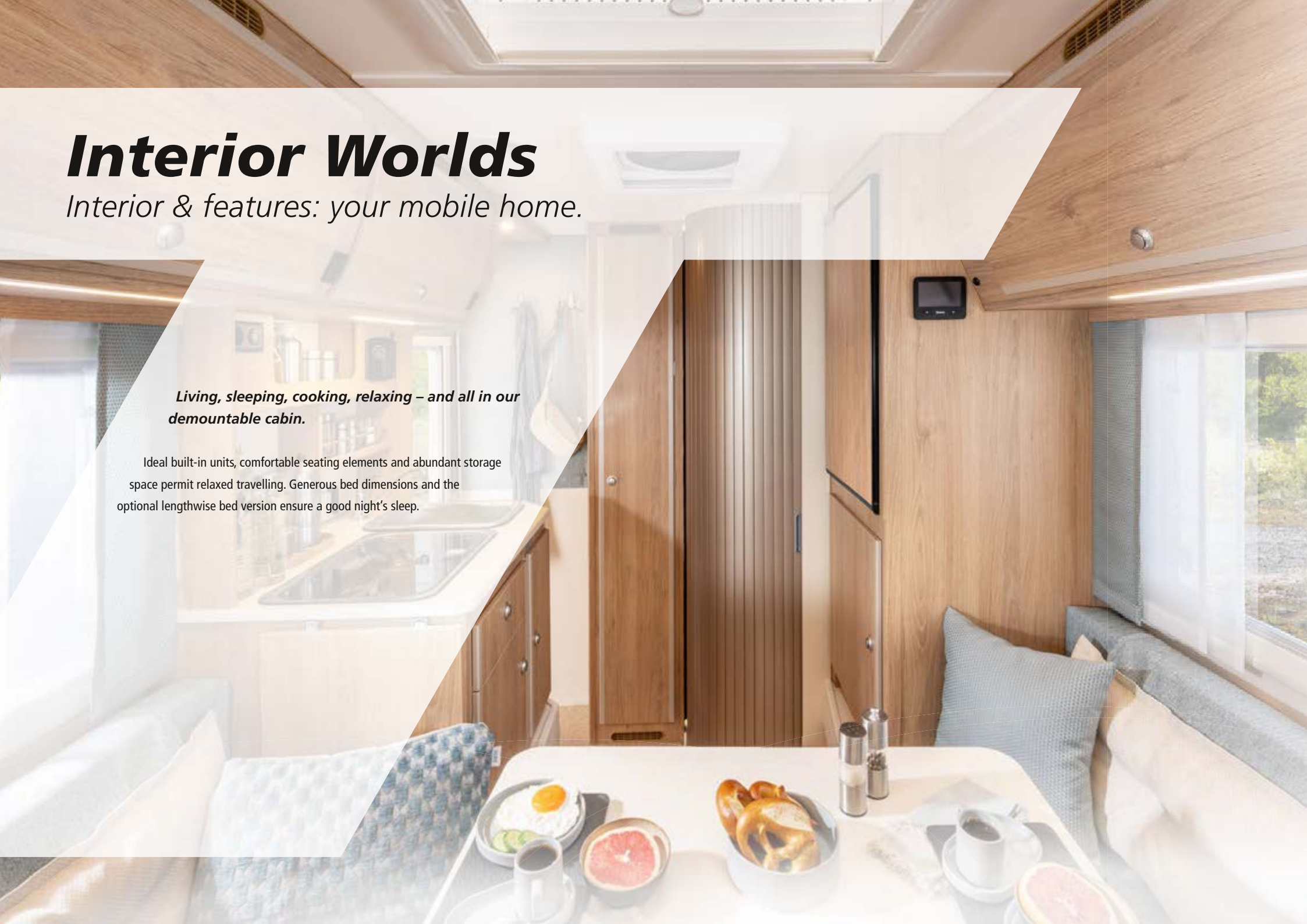


# ***Interior Worlds***

*Interior & features: your mobile home.*

***Living, sleeping, cooking, relaxing – and all in our demountable cabin.***

Ideal built-in units, comfortable seating elements and abundant storage space permit relaxed travelling. Generous bed dimensions and the optional lengthwise bed version ensure a good night's sleep.









# Compact Kitchen

*Optimized ergonomics and use of space.*

***The new kitchen is even more spacious and ergonomically designed, and it travels everywhere with you!***

The cooking area is clearly delineated from the area for washing up, making things even more ergonomic. The powerful compressor fridge doesn't just keep your food perfectly fresh; it will also give you plenty of enjoyment when you're on the move.









# ***Space-saving Bathroom***

*Plenty of space in the smallest of rooms.*

***The new bathroom concept from Tischer is a model of space utilization, function and comfort with space for a folding wash basin, shower, toilet, wall cabinet to make mobile life comfortable.***

The guide of the shower door has been optimized to use up less living space when the bathroom is not in use. The large wash basin, which now folds away lengthwise in the driving direction, offers plenty of room in the smallest of spaces. An innovative solution ensures that residual water is collected even better than before after use of the wash basin.









# ***Furniture Manufacture***

*High quality and comfortable.*

## ***Tradition and innovation go hand in hand:***

We produce precisely tailored furniture, emphasising both functionality and wellbeing in the interior. Everything you need has a place of its own, close at hand. At the same time, we strive to provide open spaces, appealing surfaces and comfortable seating. Special wishes present no problems either: Additional storage space, individual interior fittings or even greater comfort – we execute even the most unusual of ideas to meet your specifications exactly.



Watch the video









# ***Selection of Fabrics***

*The stuff that dream journeys are made of.*

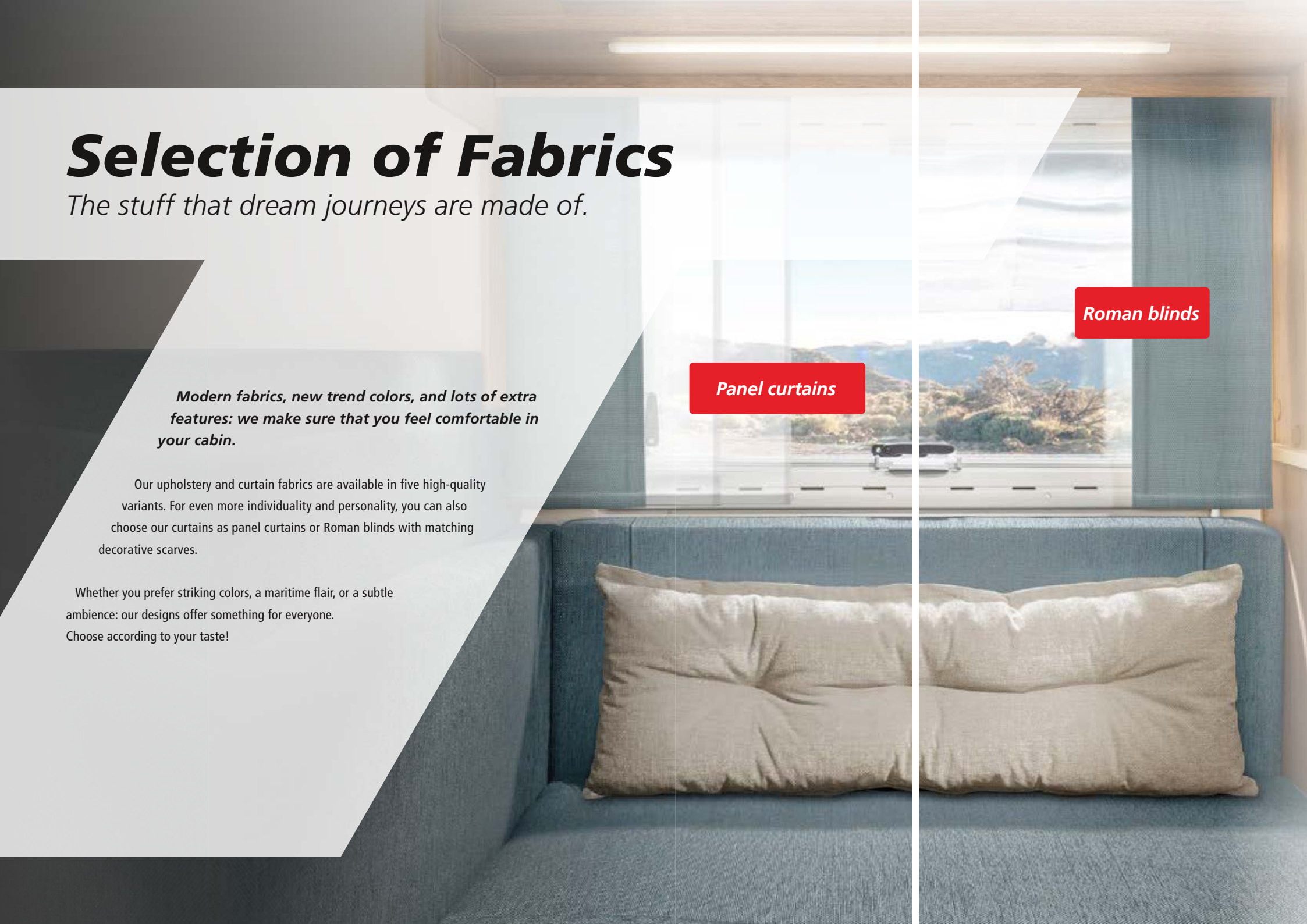
***Modern fabrics, new trend colors, and lots of extra features: we make sure that you feel comfortable in your cabin.***

Our upholstery and curtain fabrics are available in five high-quality variants. For even more individuality and personality, you can also choose our curtains as panel curtains or Roman blinds with matching decorative scarves.

Whether you prefer striking colors, a maritime flair, or a subtle ambience: our designs offer something for everyone. Choose according to your taste!

***Panel curtains***

***Roman blinds***





Fabric design "Dimaro"



Fabric design "Lagona"



Fabric design "Limea"



Combine to your heart's content  
with the 3D configurator!  
Just give it a try:



[tischer-pickup.com/en/configurator](https://tischer-pickup.com/en/configurator)



Fabric design "Savaro"



Fabric design "Delio"

### *Clean job!* **Easy to clean and hygienic**

We only use high-quality, hard-wearing fabrics from German quality weaving mills to ensure that you enjoy your upholstery for a long time to come. All upholstery fabrics can be easily removed and washed. They can also be cleaned with alcohol based disinfectants, once a small test has been carried out in a concealed spot. The detailed care instructions for our fabrics can be found here:



[tischer-pickup.com/en/fabric-cleaning](https://tischer-pickup.com/en/fabric-cleaning)



# Cargo Area

*Optional extras in brand quality.*

***The cargo area of your pick-up deserves that little bit extra. We take care of the cover and coating.***

In addition to its beefy, powerful appearance, a pick-up is of course characterized above all by its cargo area. This offers considerable advantages both professionally and privately and therefore deserves to be equipped accordingly. With our optional cargo area cover or a suitable coating, the usable space of your pick-up truck becomes robust, weather-resistant, and secure. An investment that pays off after just a short time.







### **Rhino Linings® for flatbeds**

For every Tischer cabin we recommend the spray-on two-component plastic coating Rhino Linings® for flatbeds and truck beds. In addition to outstanding non-slip properties and sound insulation, Rhino Linings® coatings offer a permanently attractive appearance. The water and air permeable material is an outstanding alternative to conventional, loose truck bed lining and has been in use in the USA for lining truck beds since 1988.



### **Cargo area cover**

The visually appealing aluminum cover with integrated water drainage is extremely sturdy, can be opened completely or partially, and fits the inner contours of the cargo area perfectly. Once the panels are closed, the cover can be locked. The cover is attached to the retaining parts with just two screws – this works easily even with existing edge protection.

The cover has a load capacity of up to 150 kg. The hinges are made of EPDM (ethylene propylene diene rubber), a synthetic rubber that is corrosion-resistant, acid-resistant, and climate-resistant. Thanks to the weather-resistant material, the cargo area cover can withstand moisture, heat, and frost. In addition, thanks to the locked cover and closed tailgate, everything is stored securely and protected against theft.



# ***Leisure Time & More***

*Simply flexible – flexibly simple.*

***The compact dimensions of our pick-up and demountable cabins simplify travelling with a trailer and provide you with unimaginable flexibility on holiday.***

Long combinations that turn winding roads into a test of courage, and multiple attempts to fit into a parking space become things of the past with Tischer demountable cabins. Horse box, boats or motorbike trailers can be towed with different basic vehicles in combination with various cabin and tow bar types. Alterations to the drawbar (stabilizing wheel) may be necessary. A trailer bracket extension (Harbeck system) is possible with a restricted tow load of max. 1,700 kg.







### ***E-bike, mountain bike, racing bike ...***

Transporting bikes is really easy with our demountable cabins: with a bike rack directly at the rear, the bike simply comes along too. Depending on the entrance, the bike rack is attached to our pick-up models as either a fixed or a fold-away version. So on your travels you can get close to nature on two wheels and enjoy your hobby to your heart's content.

Travel in comfort and yet remain completely flexible: No matter what hobby you want to take along, we will find the right individual solution for you and your four-wheel vehicle!

***Contact us. We would be pleased to advise you on possible combinations and trailer loads.***



# ***Equipment***

*Comfort and luxury in series.*

Even as they leave the plant, our demountable cabins are extensively equipped. We pay attention to sensible details, manufacture high-quality furniture in our own carpentry workshop, and rely on the quality of market leaders when it comes to technology. Optional features give you the opportunity to further increase comfort and adapt it to your individual needs.




*Mini-Heki (excluded Trail/Box 200, 220, 230 (S) and 240)*



*Double-locked entrance door*



*Washroom with shower tray and cassette WC (except Trail/Box 200)*



*Fold-away wash basin (except Trail/Box 200)*



*13-pin plug for lighting and 3-pin high-current plug for battery charging*






"TRUMA Mono Control CS" gas regulator system



Compressor fridge, 90 l with freezer compartment



"TRUMA VarioHeat Eco" gas heating (only Trail/Box 200)



96 litre fresh water tank



"TRUMA Combi 4E" gas heating (except Trail/Box 200)



Board control system



"Froli Star" comfort sleep system

### Cabin construction

Modern sandwich construction technique with accessible roof

Stove-enamelled, smooth aluminum outer membrane with design options in a variety of colours

Poplar plywood interior panelling and 30 mm solid foam insulation

Anti-thermal-bridge "SEITZ" double-glazed windows, mosquito net and blackout blind

Entrance door with double locking, window incl. mosquito blind

Double-shell roof cover incl. mosquito net and blackout

Crank supports with plastic washers

### Alcove

Anti-thermal-bridge "SEITZ" double-glazed windows, mosquito net and blackout blind

Bed with comfortable "Froli Star" sleeping system and warm air supply

### Living area

Decorative coating on interior walls and PVC floor covering

Furniture in light poplar plywood with modern, easy-care coating

Kitchen furniture and table with hardwearing surface

Aluminum swivel table

Curtains on the living area windows (various versions possible)

Central seating group in 8 cm thick, high-quality foam upholstery, convertible to a bed

Covers in modern design, zippers for removal

Back-ventilated backrests

Forced ventilation on all storage cabinets

### Kitchen

2-flame gas cooker with safety pilot and electrical ignition and separate sink with split glass cover plate

Compressor fridge, 90 l with freezer compartment

### Washroom (except Trail/Box 200)

Large, fold-away wash basin, cassette WC and shower

Mirror, lighting and wall cabinet

Roof cover for ventilation

### 12 V / 230 V system

Energy-saving 12 volts LED lighting in living area

230 volts and USB socket

CEE input socket with 10 A automatic fuse

Lithium battery with integrated heating, 12 V 100 Ah with triple charger (charger, 30 A booster, solar controller) and 30 A high-current plug

110 W solar panel



# Accessories

*Everything you need for adventure.*

**NEW!**

Our living cabins offer a lot even in their basic configuration. But thanks to a wide range of optional accessories, you can customize your vehicle and cabin to suit your individual needs. This way, you always have everything you need for your requirements. Make your trip as comfortable as possible: choose additional optional accessories from the price list and from our "This & That" brochure.



*Outer tent for Tischer cabins*



*3 meter awning right or left*



*"Cytrac® DX Vision" satellite system*



*External shower*





2-stage electric entrance step



Pull-out entrance step



110 Watt solar system, charge control  
(standard equipment: 1 x 110-watt solar panel)



Roof rack system with ladder



SOG toilet ventilation system



"TRUMA Duo Control CS" gas regulation system




Starter pack



Stainless steel quick-change system  
for tailgate



Shelf for washroom



Shoe rack



Lengthwise bed version



Alcove upper cabinet with shelf



Fold-down worktop or shelf



***My Tischler.***  
*My getaway.*





# ***Service & Classic***

*Your base camp on four wheels: comfort, service, and flexibility.*





# ***Service & Guarantee***

*Comprehensive care. Excellent support.*

***We are here for you. That's a promise! At Tischer, we offer not only custom-made cabins, but also comprehensive service.***

When you receive your new Tischer cabin, we provide you with detailed operating instructions – including information on all installed technical equipment.

This means you can immediately get to work yourself and have everything under control while on the road. And if something does need to be replaced, we will usually send you the necessary spare parts within one business day.



*More information*







### ***Easy to configure***

Design your Tischer just the way you want it. Our new cabin configurator lets you choose from a wide range of high-quality options for every detail.



### ***Rent and test spontaneously***

Tip: you can also rent our pick-ups and demountable cabins. Ideal for thoroughly testing the combination of pick-up and cabin on your next vacation.



### ***Stay safe on the road***

With the right insurance, you are well covered for every adventure. Our partner ESV Schwenger will be happy to provide you with a quote – tailored perfectly to your needs.



### ***Workshop & maintenance***

From regular maintenance to crucial spare parts: we offer you the best support so that you can enjoy your Tischer cabin for a long time to come.



### ***Tischer individual***

Special requests? No problem! Whether it's the features, paintwork, size, or material: with our wealth of experience and expertise, we can make your dream vehicle a reality.



### ***Dealers and partners***

Always close to you: The Tischer family includes a growing network of selected dealers and partners. This means you are always just a stone's throw away from us.





# Tischer Classic

*For our most loyal fans: care, restoration, and preservation.*

***Our most important principle for over 50 years company history: we care not only about vehicles with living quarters, but also about maintaining direct contact with their owners.***

That is why we maintain close communication with the Tischer Classic community. We know firsthand that many Tischer classic cars have been on the road for 30-40 years. This impressively demonstrates what engineering, clever technology, and attention to detail can achieve.

We provide the best possible support to all long-standing Tischer owners, helping them to maintain their beloved vehicles through careful care and restoration.



Go to website







### *Sustainable success across the board.*

A vehicle that still works reliably after decades feels practically like a member of the family. And we, too, are particularly proud of such long-running favorites.

They demonstrate how sustainability and mobility can be successfully combined. Because durable vehicles save valuable resources and thus also protect the environment.



# ***Tischer Workshop***

*Accident repairs. Maintenance. Spare parts.*

***Need repairs? We'll get it back in shape.  
With Tischer Classic, we offer top-notch support –  
as loyal cabin owners in the Tischer community  
confirm time and time again.***


Our workshop is fully equipped to carefully maintain, renovate, and repair historic Tischer vehicles. Of course, we only use original parts, which are exclusively available from us.







*Tischer vintage cabin model 245 from 1989*



*Tischer XL 65 from 1990*

### ***A win-win situation for vintage models.***

They are professionally serviced in our workshop – and repaired if necessary. The advantage: at Tischer, you can be sure that real experts will take care of all the special features of your model in the best possible way. From the use of original parts to little tricks learned from over 50 years of experience in cabin construction.



# ***Tischer Individual***

*Individual vehicles & special products.*

*Some adventures simply don't fit into the standard format. That's why we offer cabins that are as individual as you are.*

From clever space solutions and technical extras to tailor-made equipment – we can fulfill your every wish. We implement your ideas perfectly and precisely.







**Tischer Box 260S** on Nissan Navara, platform flatbed with fold-down, detachable tailboards



**Tischer Trail 340S:** fixed structure on VW T5 chassis



**Tischer Trail 230S** on VW Amarok – “The Beast 2.0” with Delta Offroad tuning



**Tischer Box 340S** in XXL format on MAN TGE 3.180 transporter (4X4 Double cab)



**Tischer Trail-Liner:** mobile home as low-bed trailer (fifth wheeler)



**Tischer Box 260SP Flatbed** on Isuzu D-MAX Double cab with flat bed. The highlight is the foldable rear seating area.





***My Tischer.***  
*My freedom.*





# **World of Tischer**

*On the same wavelength as you: comfort, service, and flexibility.*





# Company

*Tischer: family business with over 50 years of tradition and experience.*

Our home has been the Kreuzwertheim industrial area Wiebelbach, in the heart of Mainfranken, since 1978. The gradual expansion of the plant site has enabled us to improve our cabin construction over the years. All the cabin construction stages are completed at our factory – from the design phase to final assembly.

Visit our showroom for a personal consultation! We assemble your cabin directly at our factory, then give you all the instructions for your cabin on your vehicle. We also carry out service and repairs at our factory.

***And if you're just passing through, why not stay overnight at one of our campsites?***

***Simply call us in advance at +49 (0)9342 8159.***

***We look forward to seeing you!***







## *Tischer GmbH Freizeitfahrzeuge* ***Camping passion made in Germany.***

Did you know that the beginning of our success story was a motorhome cabin for a VW flatbed truck? Peter Tischer and his father Josef wanted to build a maneuverable home to take on the road. The idea was so successful that it gave rise to an entire company, Tischer GmbH.

Today, our family-owned company based in Kreuzwertheim designs and manufactures demountable cabins for almost all pick-ups available on the German market. With around 50 employees, we produce more than 240 cabins per year. Thanks to high-quality materials, precision craftsmanship and attention to detail, cabin after cabin is created in top "Made in Germany" quality.



Yours, Patrick Sauer

A handwritten signature in black ink, appearing to read 'P. Sauer'.



# Chronicle

*Tischer – a history of success.*

- 1973** Our first self-built living cabin on a VW flatbed truck.
- 1978** Tischer grows: move into new company premises in Wiebelbach.
- 1980** Brands such as Ford, Mercedes, Mitsubishi, and Toyota expand our range of basic vehicles.
- 1982** Founding of Tischer GmbH Freizeitfahrzeuge.
- 1986** The Nissan pick-up becomes the central basic vehicle.
- 1990** Peter Tischer takes over as managing director.
- 1990** The Trail model series is introduced.
- 2001** The Box model series is added to the product range.
- 2013** Anniversary! We celebrate 40 years of Tischer Freizeitfahrzeuge.
- 2013** The new construction and renovation of the company headquarters in Kreuzwertheim is completed.
- 2014** Record-breaking: the 4,000th Tischer cabin is manufactured.
- 2015** 178 Tischer cabins are now produced annually.
- 2016** Award win for Tischer: the 260S model is named "The Perfect Motorhome 2016" by Reisemobilist magazine.
- 2017** Another award for Tischer: our Trail and Box models receive the "2017 Cabin Seal of Approval for Robust Construction."
- 2018** More capacity for the future: we expand our factory with a new production hall.
- 2021** The factory continues to grow: construction of a hall for initial assembly and vehicle conversions.
- 2022** Generational change: Patrick Sauer takes over management of the company from his stepfather Peter Tischer.
- 2023** Tischer celebrates its 50th anniversary and is well positioned for the future – thanks in particular to expanded production capacities with a new factory building, the CNC department, and the furniture manufacturing facility.
- 2024** The Tischer Meeting celebrates its 25th anniversary.
- 2026** *New year. New models. New adventures!*

# Sustainability

*Environmentally friendly travel.*







***With our demountable cabins and trailers, the adventure begins where everyday roads end. But despite our love of freedom, we always take care of our environment. Tischer actively takes responsibility for a sustainable future. We prove this every day in our operations and in every detail of our cabins.***

Solar cells on the roofs of our production halls generate the electricity we need. And we use regional materials in the construction of Tischer cabins. True to the motto: short distances, sustainable attitude. On request, we can equip your cabin with water-saving systems or a dry toilet. This makes sustainable travel a matter of course for everyone on all routes.

Because sustainability can be very easy. The best example: our lightweight construction technology is pure environmental protection. Thanks to innovative floors without wood, we reduce the total weight and thus conserve resources.

All this results in Tischer cabins that are not only produced in an environmentally friendly way, but also impress year after year with their durability. Many have been on the road for over 30 years: reliable, robust, adventurous.



**100 %**

self-sufficient with solar power.



**50 %**

less water consumption thanks to water-saving systems.



**0 %**

wood in the floor area (from 2026) means: less weight & conserved resources.



# Tischer Community

*Friends meet friends: online and on the road.*

*Anyone who has ever been to a Tischer Meeting feels it immediately: there is a very special connection between riders, fans, and free spirits. Every year, they all come together at the Tischer Meeting – an absolute highlight for us!*



Impressions from the Tischer Meeting 2025



Because it is here, in human interaction, that we see what makes Tischer so fascinating for us. Encounters turn into friendships – driven by the same passion for freedom and quality.

This bond makes us proud. For over 50 years, Tischer has stood for more than just travel and for a living community that grows year after year.

Online, the new Tischer Forum offers the community a digital home for technical discussions, exchanges of ideas, and travel inspiration. Accessible at any time on our website – anytime, anywhere. Share your experiences: every idea, every input, every tip enriches the Tischer world.

***Be part of it – online or at the next meeting.  
Because together, the journey is simply better.***



To the photo gallery



To the community



# Tischer Insight

News & innovations.



## Top results in cold chamber testing for Tischer cabins.

Anyone who chooses a Tischer demountable cabin will always enjoy the dream combination of living comfort and reliable technology when traveling. And to ensure that this remains the case, we regularly check our quality with extensive tests and inspections.

## CEO Patrick Sauer presents.

Competent, exciting, authentic: in these videos, Tischer managing director Patrick Sauer personally introduces you to our cab models.



Take a look now



## Twice as strong: Tischer wins another award!

Our trophy collection continues to grow: at the CampingLife Trophy 2025 organized by AUTO ZEITUNG, the Tischer model Trail/Box 230S impressed the expert jury. And the Trail 230S variant also cleaned up: in the reader vote by AUTO BILD, Tischer won THE GOLDEN MOTORHOME 2025.



**Always up to date:**

Scan & subscribe to our newsletter



# Want more?


Visit us – in person,  
on our website, or on social media

**TISCHER**  
FREIZEITFAHRZEUGE




[www.tischer-pickup.com](http://www.tischer-pickup.com)



 @tischerpickup



 @tischer\_pickup\_deutschland

Stay up to date!



Subscribe to newsletter

Find Tischer dealers  
near you!



Go to dealer search



**TISCHER GmbH Freizeitfahrzeuge**  
Frankenstraße 3 · 97892 Kreuzwertheim  
Industriegebiet Wiebelbach  
Fon: +49 (0)9342 8159 · Fax: +49 (0)9342 5089  
Mail: [info@tischer-pickup.com](mailto:info@tischer-pickup.com)

Pictures: Rolf Nachbar Fotografie & Design · Studio Tschöp GmbH  
Details of dimensions are approximate. Deviations (+/- 5 %) in factory tolerances are possible and permitted.  
agency: kl,company · tis-all-25-1006 12/25 · [www.kl-company.de](http://www.kl-company.de)